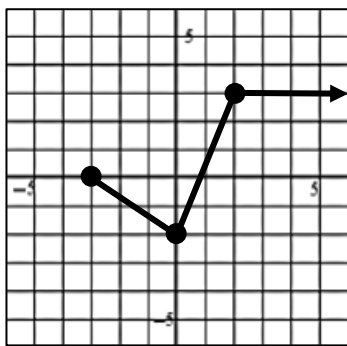
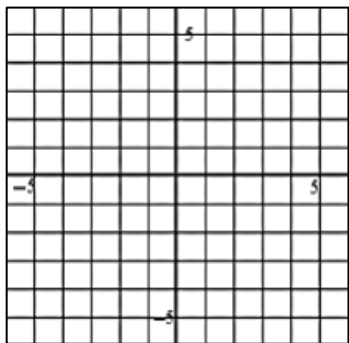


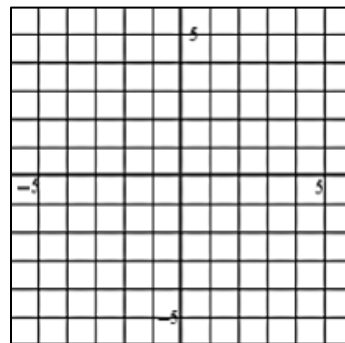
Using the given graph of $f(x)$, sketch a graph of each of the following transformed functions.



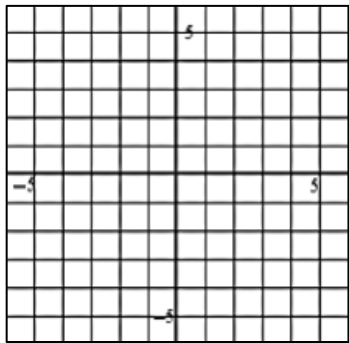
1) $y = f(x + 1)$



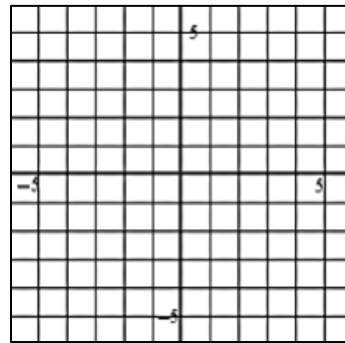
2) $y = f(x - 3) - 4$



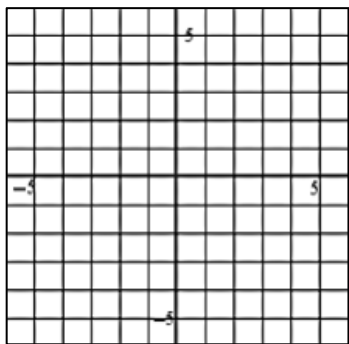
3) $y = f(x) + 4$



4) $y = f(x + 4) - 2$



5) $y = f(x - 2) + 1$



6) $y = f(x - 3) + 2$

